

Advantages

- Long life according to EUROBAT Classification
- High discharge performance
- 99%+ gas recombination efficiency
- Maximum charge efficiency
- Low self-discharge rate
- Easy installation and handling

Application

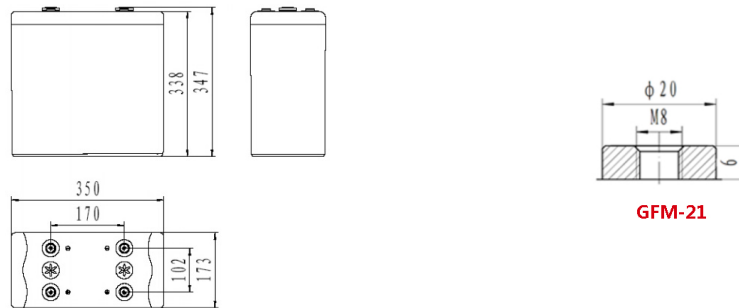
- Telecommunication
- Power system
- UPS
- Emergency power

Standards

- IEC 60896-21/22:2004
- JIS C8704-1/2:2006
- Eurobat guide
- installation compliant with EN50272-2



Drawing



Specification

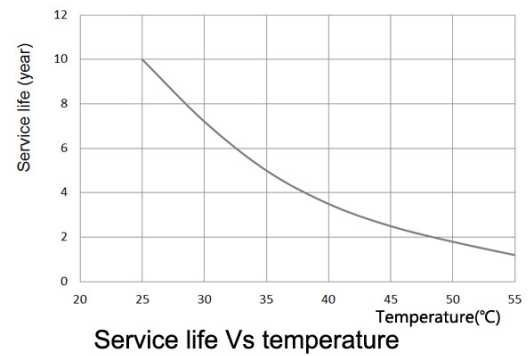
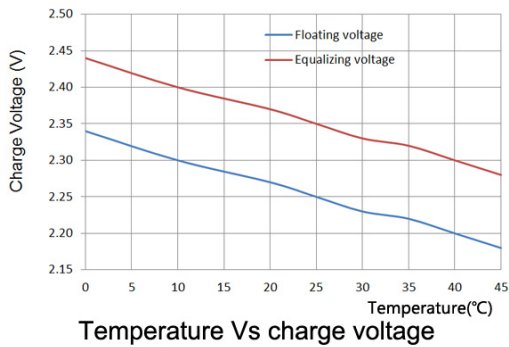
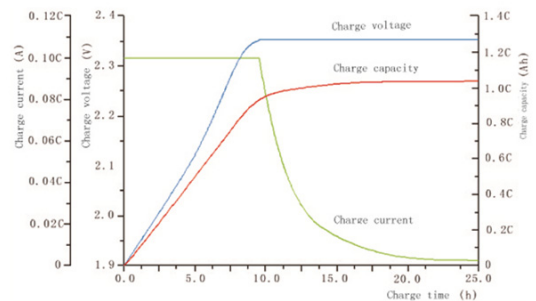
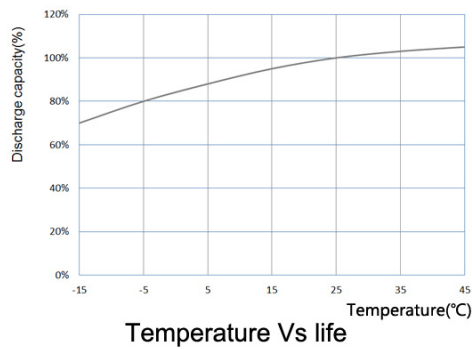
Battery Model	GFM-800C			
Designed Life(Years)	15			
Capacity(Ah/25°C)	10HR(80A,1.80V)	5HR(136A,1.80V)	3HR(200A,1.80V)	1HR(440A,1.75V)
	800	680	600	440
Dimensions	Length(mm)	Width(mm)	Height(mm)	Total Height(mm)
	350	173	338	347
Approx.Weight(Kg)	49			
Internal Resistance(m Ω)	0.19			
Max. Discharge Current(A/5Sec.)	4000			
Self Discharge(25°C)	<=1% per month			
Charge Voltage(V/25°C)	Cycle use		Float use	
	2.35(-3.5mV/°C),max charge current:120A		2.25(-3.5mV/°C)	

Discharge Data

Constant current discharge data(25°C,A)															
Endvoltage (V/cell)	5min	10min	15min	20min	30min	40min	50min	1h	1.5h	2h	3h	5h	8h	10h	24h
1.60	1680	1298	1074	924	734	615	533	464	356	289	213	143	98.7	82.4	35.3
1.65	1527	1189	993	861	692	586	511	456	347	284	210	141	97.7	81.7	35.1
1.67	1476	1140	955	832	672	571	500	449	343	281	209	140	97.3	81.4	34.9
1.70	1395	1091	918	802	653	557	489	443	339	279	207	139	96.9	81.1	34.8
1.75	1220	1005	864	765	630	542	478	440	333	274	204	138	95.9	80.5	34.6
1.80	1071	930	816	729	607	524	463	419	324	268	200	136	94.9	80	34.4

Constant power discharge data(25°C,W/Cell)															
Endvoltage (V/cell)	5min	10min	15min	20min	30min	40min	50min	1h	1.5h	2h	3h	5h	8h	10h	24h
1.60	2448	2104	1774	1571	1236	1036	916	816	635	525	390	264	190	159	70.8
1.65	2249	1910	1626	1448	1148	976	871	788	611	507	379	259	188	156	69.9
1.67	2117	1830	1569	1401	1110	951	848	777	603	500	375	258	186	155	69.4
1.70	1985	1750	1512	1354	1071	925	824	765	595	493	371	256	185	154	68.9
1.75	1778	1618	1409	1259	1005	869	787	729	578	481	364	251	183	152	67.8
1.80	1634	1485	1291	1160	942	821	759	697	561	468	356	247	180	151	66.7

Performance Curve



Sacred Sun Power Source Co.,Ltd.

No.1 Shengyang Road, Qufu City, PRC
 Website: www.sacredsun.com

Sacred Sun Asia Pacific

10Q,10thFloor, Xinbaohui Building, Nanhai Boulevard,
 Nanshan, Shenzhen, PRC.

Sacred Sun Europe SPRL

Paul Dejaerlaan 4b, B 1060 Brussel, Belgium

