

Advantages

- Long life according to EUROBAT Classification
- High discharge performance
- 99%+ gas recombination efficiency
- Maximum charge efficiency
- Low self-discharge rate
- Easy installation and handling

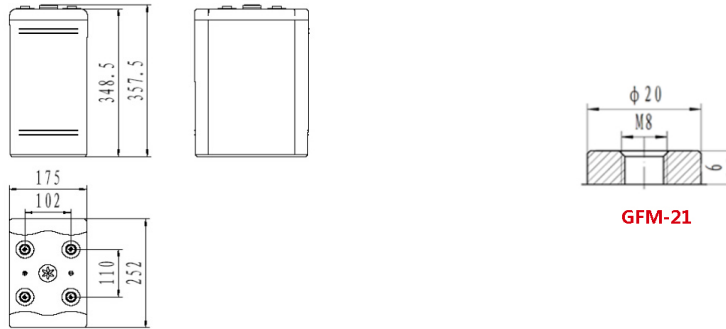
Application

- Telecommunication
- Power system
- UPS
- Emergency power

Standards

- IEC 60896-21/22:2004
- JIS C8704-1/2:2006
- Eurobat guide
- installation compliant with EN50272-2

Drawing



Specification

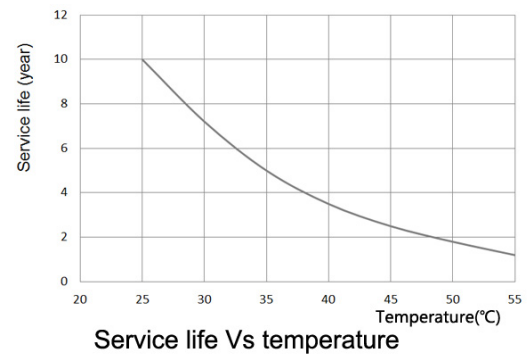
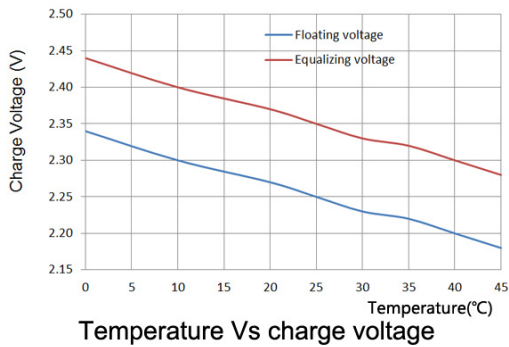
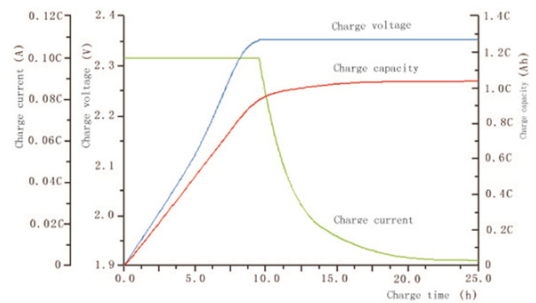
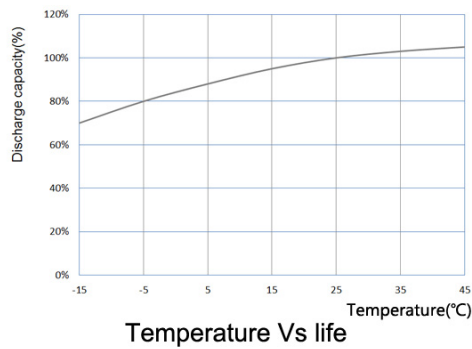
Battery Model	GFM-600C			
Designed Life(Years)	15			
Capacity(Ah/25°C)	10HR(60A,1.80V)	5HR(102A,1.80V)	3HR(150A,1.80V)	1HR(330A,1.75V)
	600	510	450	330
Dimensions	Length(mm)	Width(mm)	Height(mm)	Total Height(mm)
	252	175	348.5	357.5
Approx.Weight(Kg)	36			
Internal Resistance(m Ω)	0.36			
Max. Discharge Current(A/5Sec.)	3000			
Self Discharge(25°C)	<=1% per month			
Charge Voltage(V/25°C)	Cycle use		Float use	
	2.35(-3.5mV/°C),max charge current:90A		2.25(-3.5mV/°C)	

Discharge Data

Constant current discharge data(25°C,A)															
Endvoltage (V/cell)	5min	10min	15min	20min	30min	40min	50min	1h	1.5h	2h	3h	5h	8h	10h	24h
1.60	1260	973	805	693	550	461	399	348	267	217	160	107	74	61.8	26.5
1.65	1145	891	744	646	519	439	383	342	261	213	158	106	73.3	61.3	26.3
1.67	1107	855	716	624	504	428	375	337	257	211	156	105	73	61.1	26.2
1.70	1046	818	689	602	489	418	367	332	254	209	155	105	72.6	60.8	26.1
1.75	915	753	648	574	473	406	359	330	250	205	153	103	71.9	60.4	26
1.80	803	697	612	547	455	393	347	314	243	201	150	102	71.1	60	25.8

Constant power discharge data(25°C,W/Cell)															
Endvoltage (V/cell)	5min	10min	15min	20min	30min	40min	50min	1h	1.5h	2h	3h	5h	8h	10h	24h
1.60	1836	1578	1331	1178	927	777	687	612	476	394	292	198	142	119	53.1
1.65	1687	1433	1219	1086	861	732	653	591	458	380	284	194	141	117	52.4
1.67	1588	1373	1177	1051	832	713	636	583	452	375	281	193	140	116	52
1.70	1489	1313	1134	1016	804	694	618	574	446	370	279	192	139	116	51.6
1.75	1334	1214	1057	944	753	652	590	547	434	361	273	188	137	114	50.9
1.80	1226	1114	968	870	706	616	569	522	421	351	267	185	135	113	50

Performance Curve



Sacred Sun Power Source Co.,Ltd.

No.1 Shengyang Road, Qufu City, PRC
 Website: www.sacredsun.com

Sacred Sun Asia Pacific

10Q,10thFloor, Xinbaohui Building, Nanhai Boulevard,
 Nanshan, Shenzhen, PRC.

Sacred Sun Europe SPRL

Paul Dejaerlaan 4b, B 1060 Brussel, Belgium

