

### Advantages

- Long life according to EUROBAT Classification
- High discharge performance
- 99%+ gas recombination efficiency
- Maximum charge efficiency
- Low self-discharge rate
- Easy installation and handling

### Application

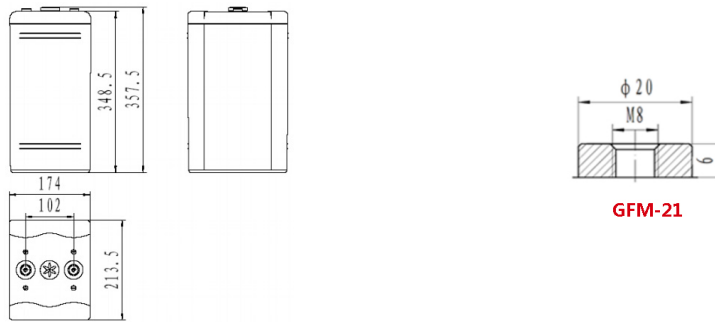
- Telecommunication
- Power system
- UPS
- Emergency power

### Standards

- IEC 60896-21/22:2004
- JIS C8704-1/2:2006
- Eurobat guide
- installation compliant with EN50272-2



### Drawing



**GFM-21**

### Specification

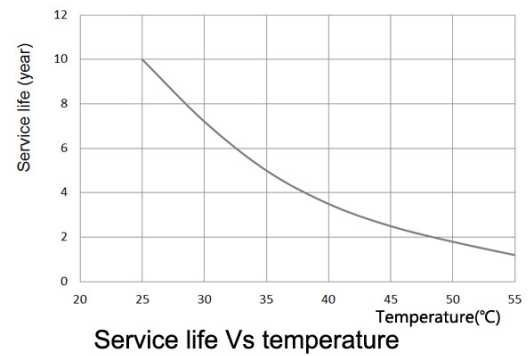
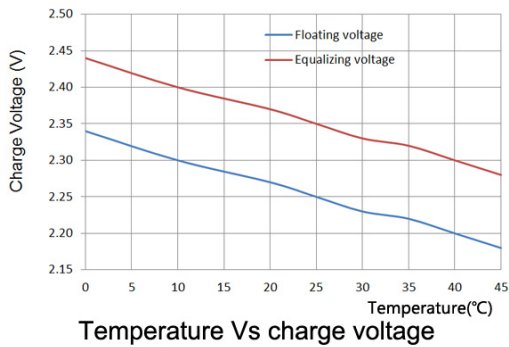
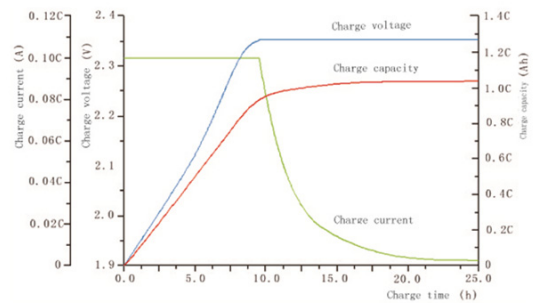
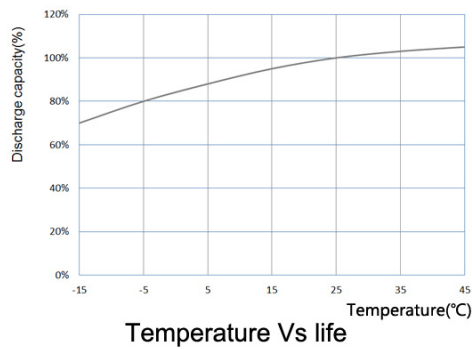
Battery Model	GFM-500C			
Designed Life(Years)	15			
Capacity(Ah/25°C)	10HR(50A,1.80V)	5HR(85A,1.80V)	3HR(125A,1.80V)	1HR(275A,1.75V)
	500	425	375	275
Dimensions	Length(mm)	Width(mm)	Height(mm)	Total Height(mm)
	213.5	174	348.5	357.5
Approx.Weight(Kg)	30			
Internal Resistance(mΩ)	0.34			
Max. Discharge Current(A/5Sec.)	2500			
Self Discharge(25°C)	<=1% per month			
Charge Voltage(V/25°C)	Cycle use		Float use	
	2.35(-3.5mV/°C),max charge current:75A		2.25(-3.5mV/°C)	

## Discharge Data

Constant current discharge data(25°C,A)															
Endvoltage (V/cell)	5min	10min	15min	20min	30min	40min	50min	1h	1.5h	2h	3h	5h	8h	10h	24h
1.60	1050	811	671	578	459	384	333	290	222	181	133	89.2	61.7	51.5	22
1.65	955	743	620	538	433	366	319	285	217	178	131	88.1	61.1	51.1	21.9
1.67	922	712	597	520	420	357	313	281	214	176	130	87.6	60.8	50.9	21.8
1.70	872	682	574	502	408	348	306	277	212	174	129	87.1	60.5	50.7	21.8
1.75	762	628	540	478	394	339	299	275	208	171	127	86	59.9	50.3	21.6
1.80	669	581	510	456	379	327	290	262	202	167	125	85	59.3	50	21.5

Constant power discharge data(25°C,W/Cell)															
Endvoltage (V/cell)	5min	10min	15min	20min	30min	40min	50min	1h	1.5h	2h	3h	5h	8h	10h	24h
1.60	1530	1315	1109	982	772	648	573	510	397	328	244	165	119	99.1	44.2
1.65	1406	1194	1016	905	718	610	545	493	382	317	237	162	117	97.4	43.7
1.67	1323	1144	980	876	694	594	530	485	377	312	235	161	117	96.9	43.4
1.70	1241	1094	945	847	670	578	515	478	372	308	232	160	116	96.5	43
1.75	1112	1012	881	787	628	543	492	456	362	300	227	157	114	95.2	42.4
1.80	1022	928	807	725	589	513	474	435	351	292	223	154	113	94.2	41.7

## Performance Curve



Sacred Sun Power Source Co.,Ltd.

No.1 Shengyang Road, Qufu City, PRC  
 Website: www.sacredsun.com

Sacred Sun Asia Pacific

10Q,10thFloor, Xinbaohui Building, Nanhai Boulevard,  
 Nanshan, Shenzhen, PRC.

Sacred Sun Europe SPRL

Paul Dejaerlaan 4b, B 1060 Brussel, Belgium

