

Advantages

- Long life according to EUROBAT Classification
- High discharge performance
- 99%+ gas recombination efficiency
- Maximum charge efficiency
- Low self-discharge rate
- Easy installation and handling

Application

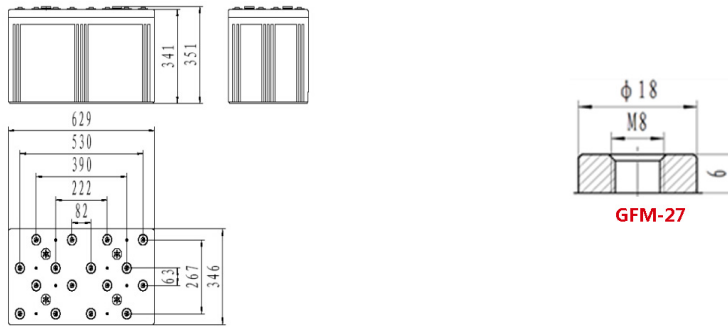
- Telecommunication
- Power system
- UPS
- Emergency power

Standards

- IEC 60896-21/22:2004
- JIS C8704-1/2:2006
- Eurobat guide
- installation compliant with EN50272-2



Drawing



Specification

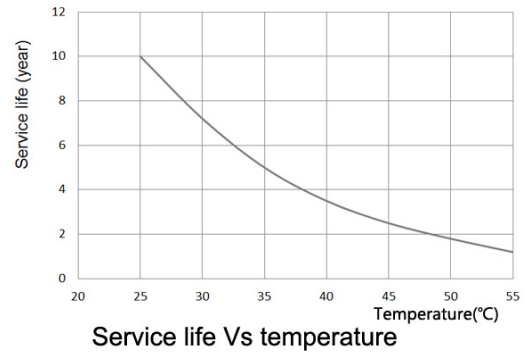
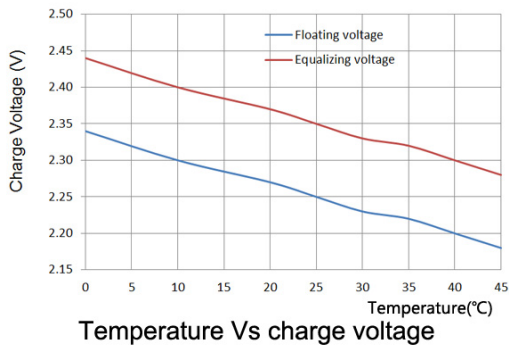
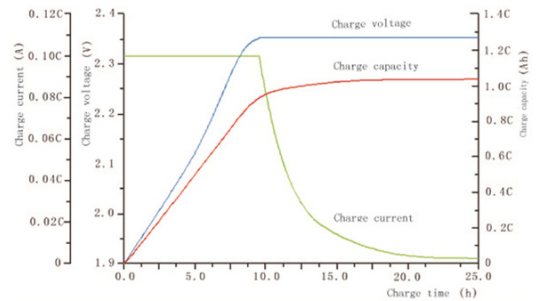
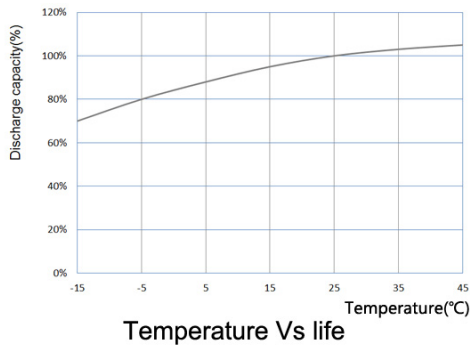
Battery Model	GFM-3000C			
Designed Life(Years)	15			
Capacity(Ah/25°C)	10HR(300A, 1.80V)	5HR(510A, 1.80V)	3HR(750A, 1.80V)	1HR(1650A, 1.75V)
	3000	2550	2250	1650
Dimensions	Length(mm)	Width(mm)	Height(mm)	Total Height(mm)
	629	346	341	351
Approx.Weight(Kg)	174			
Internal Resistance(m Ω)	0.09			
Max. Discharge Current(A/5Sec.)	13000			
Self Discharge(25°C)	<=1% per month			
Charge Voltage(V/25°C)	Cycle use		Float use	
	2.35(-3.5mV/°C),max charge current:450A		2.25(-3.5mV/°C)	

Discharge Data

Constant current discharge data(25°C,A)															
Endvoltage (V/cell)	5min	10min	15min	20min	30min	40min	50min	1h	1.5h	2h	3h	5h	8h	10h	24h
1.60	6300	4867	4027	3467	2752	2306	1997	1740	1335	1084	799	535	370	309	132
1.65	5727	4457	3722	3230	2596	2196	1916	1710	1303	1065	788	529	366	307	131
1.67	5534	4274	3582	3119	2521	2142	1875	1685	1286	1055	782	526	365	305	131
1.70	5230	4090	3443	3009	2447	2088	1834	1660	1269	1046	777	523	363	304	131
1.75	4575	3767	3242	2868	2364	2032	1793	1650	1249	1027	764	516	360	302	130
1.80	4016	3487	3060	2735	2276	1965	1737	1571	1214	1003	750	510	356	300	129

Constant power discharge data(25°C,W/Cell)															
Endvoltage (V/cell)	5min	10min	15min	20min	30min	40min	50min	1h	1.5h	2h	3h	5h	8h	10h	24h
1.60	9180	7891	6653	5890	4634	3886	3437	3060	2382	1968	1462	990	712	595	265
1.65	8433	7163	6096	5432	4305	3659	3267	2955	2291	1901	1422	972	703	584	262
1.67	7938	6863	5883	5255	4162	3565	3179	2913	2261	1875	1407	966	699	581	260
1.70	7443	6563	5670	5079	4018	3470	3091	2870	2232	1849	1393	959	695	579	258
1.75	6669	6069	5285	4722	3767	3260	2952	2735	2169	1803	1364	941	686	571	254
1.80	6129	5569	4842	4349	3532	3080	2845	2612	2103	1754	1336	925	677	565	250

Performance Curve



Sacred Sun Power Source Co.,Ltd.

No.1 Shengyang Road, Qufu City, PRC
 Website: www.sacredsun.com

Sacred Sun Asia Pacific

10Q,10thFloor, Xinbaohui Building, Nanhai Boulevard,
 Nanshan, Shenzhen, PRC.

Sacred Sun Europe SPRL

Paul Dejaerlaan 4b, B 1060 Brussel, Belgium

