

Advantages

- Long life according to EUROBAT Classification
- High discharge performance
- 99%+ gas recombination efficiency
- Maximum charge efficiency
- Low self-discharge rate
- Easy installation and handling

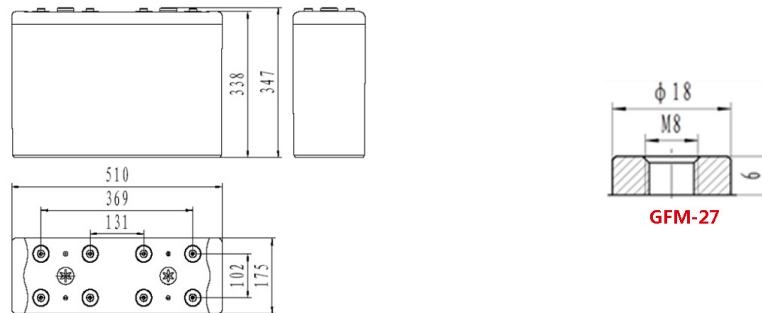
Application

- Telecommunication
- Power system
- UPS
- Emergency power

Standards

- IEC 60896-21/22:2004
- JIS C8704-1/2:2006
- Eurobat guide
- installation compliant with EN50272-2

Drawing



Specification

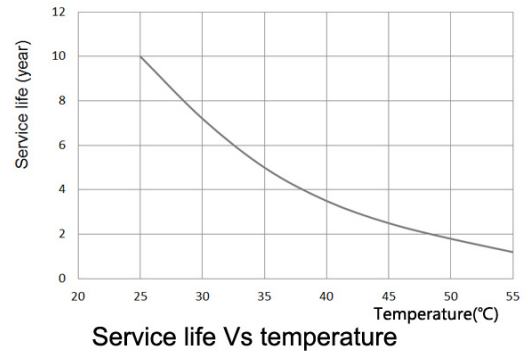
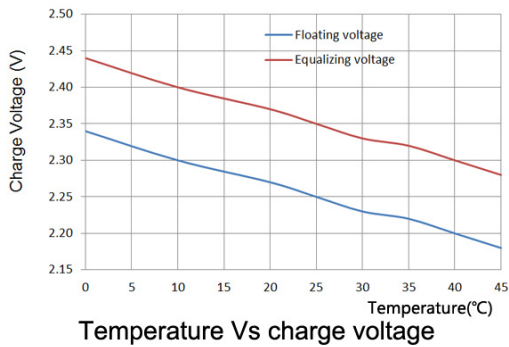
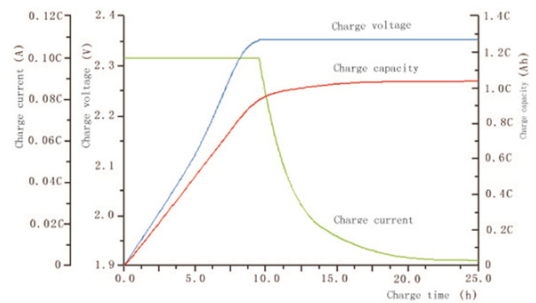
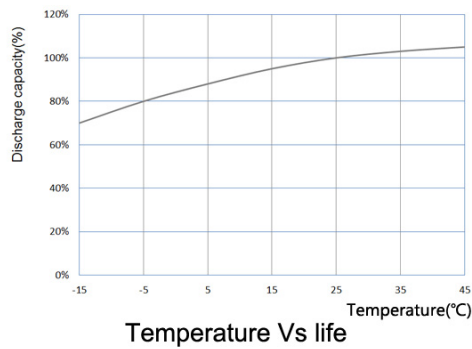
Battery Model	GFM-1200C			
Designed Life(Years)	15			
Capacity(Ah/25°C)	10HR(120A, 1.80V)	5HR(204A, 1.80V)	3HR(300A, 1.80V)	1HR(660A, 1.75V)
	1200	1020	900	660
Dimensions	Length(mm)	Width(mm)	Height(mm)	Total Height(mm)
	510	175	338	347
Approx.Weight(Kg)	71.5			
Internal Resistance(m Ω)	0.18			
Max. Discharge Current(A/5Sec.)	6000			
Self Discharge(25°C)	<=1% per month			
Charge Voltage(V/25°C)	Cycle use		Float use	
	2.35(-3.5mV/°C),max charge current:180A		2.25(-3.5mV/°C)	

Discharge Data

Constant current discharge data(25°C,A)															
Endvoltage (V/cell)	5min	10min	15min	20min	30min	40min	50min	1h	1.5h	2h	3h	5h	8h	10h	24h
1.60	2520	1947	1611	1387	1101	922	799	696	534	433	320	214	148	124	52.9
1.65	2291	1783	1489	1292	1038	878	766	684	521	426	315	211	147	123	52.6
1.67	2214	1709	1433	1248	1009	857	750	674	514	422	313	210	146	122	52.4
1.70	2092	1636	1377	1204	979	835	734	664	508	418	311	209	145	122	52.3
1.75	1830	1507	1297	1147	946	813	717	660	500	411	306	206	144	121	51.9
1.80	1606	1395	1224	1094	910	786	695	629	486	401	300	204	142	120	51.5

Constant power discharge data(25°C,W/Cell)															
Endvoltage (V/cell)	5min	10min	15min	20min	30min	40min	50min	1h	1.5h	2h	3h	5h	8h	10h	24h
1.60	3672	3156	2661	2356	1854	1554	1375	1224	953	787	585	396	285	238	106
1.65	3373	2865	2438	2173	1722	1464	1307	1182	916	760	569	389	281	234	105
1.67	3175	2745	2353	2102	1665	1426	1272	1165	905	750	563	386	280	233	104
1.70	2977	2625	2268	2032	1607	1388	1237	1148	893	740	557	384	278	231	103
1.75	2668	2428	2114	1889	1507	1304	1181	1094	868	721	546	377	274	228	102
1.80	2452	2228	1937	1740	1413	1232	1138	1045	841	701	534	370	271	226	100

Performance Curve



Sacred Sun Power Source Co.,Ltd.

No.1 Shengyang Road, Qufu City, PRC
 Website: www.sacredsun.com

Sacred Sun Asia Pacific

10Q,10thFloor, Xinbaohui Building, Nanhai Boulevard,
 Nanshan, Shenzhen, PRC.

Sacred Sun Europe SPRL

Paul Dejaerlaan 4b, B 1060 Brussel, Belgium

