

### Advantages

- High Performance according to EUROBAT Classification
- High discharge performance
- 99%+ gas recombination efficiency
- Maximum charge efficiency
- Low self-discharge rate
- Easy installation and handling

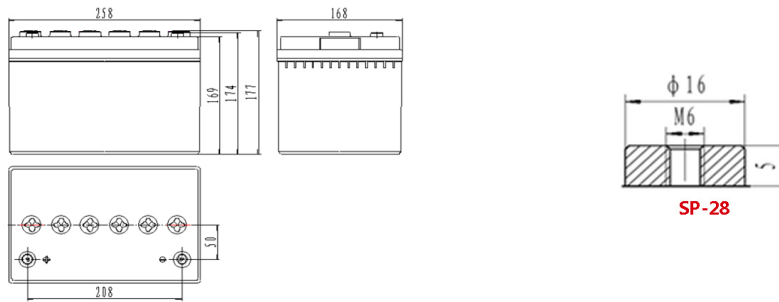
### Application

- Telecommunication
- Power system
- UPS
- Emergency power

### Standards

- IEC 60896-21/22:2004
- JIS C8704-1/2:2006
- Eurobat guide
- installation compliant with EN50272-2

### Drawing



### Specification

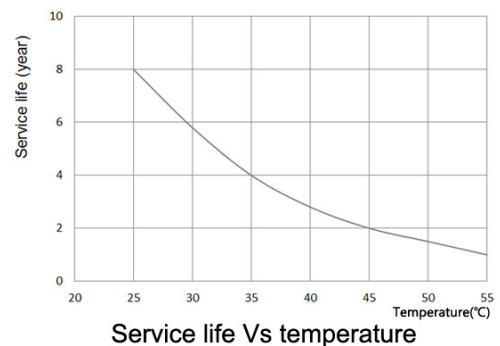
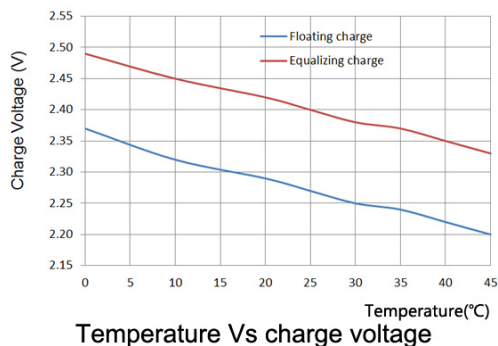
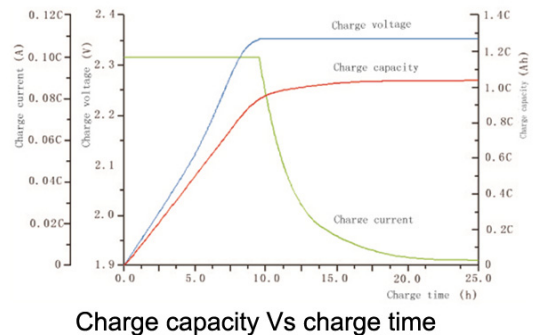
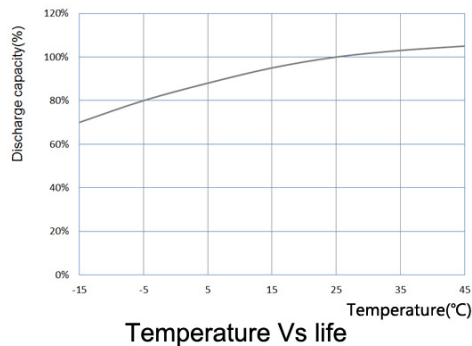
Battery Model	6GFM-50			
Designed Life(Years)	10			
Capacity(Ah/25°C)	10HR(5A,1.80V/Cell)	5HR(8.48A,1.80V/Cell)	3HR(12.5A,1.80V/Cell)	1HR(27.5A,1.75V/Cell)
	50	42.4	37.5	27.5
Dimensions	Length(mm)	Width(mm)	Height(mm)	Total Height(mm)
	258	168	169	177
Approx.Weight(Kg)	16.6			
Internal Resistance(mΩ)	6.8			
Max. Discharge Current(A/5Sec.)	400			
Self Discharge(25°C)	<=2% per month			
Charge Voltage(V/Cell/25°C)	Cycle use		Float use	
	2.4(-3.5mV/°C),max charge current:7.5A		2.27(-3.5mV/°C)	

## Discharge Data

Constant current discharge data(25°C,A)																
Endvoltage (V/cell)	5min	10min	15min	20min	30min	40min	50min	1h	1.5h	2h	3h	4h	5h	6h	8h	10h
1.60	168.2	124	100.1	83.01	56.72	43.58	35.65	31.03	23.09	18.51	14.01	11.14	9.409	8.008	6.306	5.271
1.65	154.3	117	94.71	78.54	55.02	42.27	34.58	30.03	22.59	18.1	13.61	10.89	9.163	7.854	6.206	5.221
1.70	141.8	109.3	88.55	73.3	53.36	41.01	33.54	28.53	22.02	17.63	13.26	10.54	8.932	7.7	6.106	5.151
1.75	128.6	101.6	83.01	69.45	51.77	39.77	32.53	27.5	21.59	17.16	12.85	10.21	8.701	7.508	6.006	5.082
1.80	118.6	96.25	78.58	65.8	50.2	38.58	31.55	26.6	21.04	16.6	12.5	9.981	8.476	7.313	5.887	5

Constant power discharge data(25°C,W/Cell)																
Endvoltage (V/cell)	5min	10min	15min	20min	30min	40min	50min	1h	1.5h	2h	3h	4h	5h	6h	8h	10h
1.60	281.1	215.8	173.2	142.7	101.9	82.88	68.47	58.91	44.3	35.94	26.38	21.19	18.83	15.86	12.42	10.39
1.65	261.8	203.4	165.7	136.3	98.75	80.09	66.66	57.21	43.21	35.12	25.91	20.81	18.46	15.63	12.32	10.32
1.70	246.4	192.5	156.1	128.9	95.03	77.63	64.66	55.57	42.19	34.38	25.53	20.34	18.1	15.45	12.17	10.24
1.75	225.6	180.8	148.9	123.3	91.2	73.97	62.28	54.22	41.05	33.83	25.04	19.99	17.73	15.24	12.01	10.14
1.80	207.9	167.8	139.8	117.5	87.34	70.51	59.29	52.87	40.26	33.28	24.62	19.66	17.37	15.06	11.89	10.06

## Performance Curve



**Sacred Sun Power Source Co.,Ltd.**

No.1 Shengyang Road, Qufu City, PRC  
 Website: www.sacredsun.com

**Sacred Sun Asia Pacific**

10Q,10thFloor, Xinbaohui Building, Nanhai Boulevard,  
 Nanshan, Shenzhen, PRC.

**Sacred Sun Europe SPRL**

Paul Dejaerlaan 4b, B 1060 Brussel, Belgium

