

Advantages

- High Performance according to EUROBAT Classification
- High discharge performance
- 99%+ gas recombination efficiency
- Maximum charge efficiency
- Low self-discharge rate
- Easy installation and handling

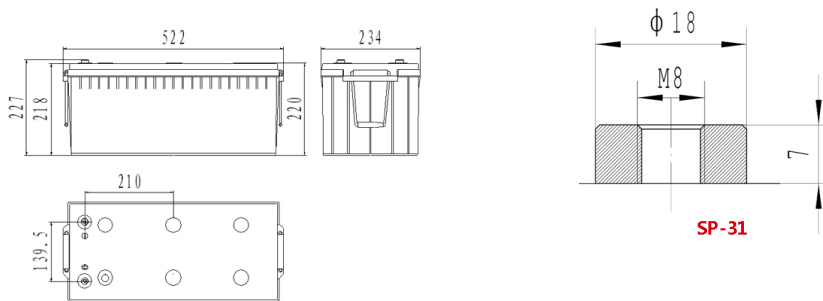
Application

- Telecommunication
- Power system
- UPS
- Emergency power

Standards

- IEC 60896-21/22:2004
- JIS C8704-1/2:2006
- Eurobat guide
- installation compliant with EN50272-2

Drawing



Specification

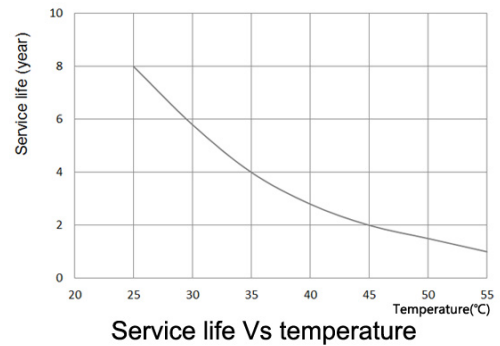
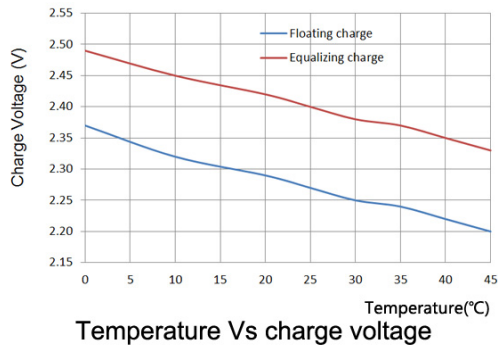
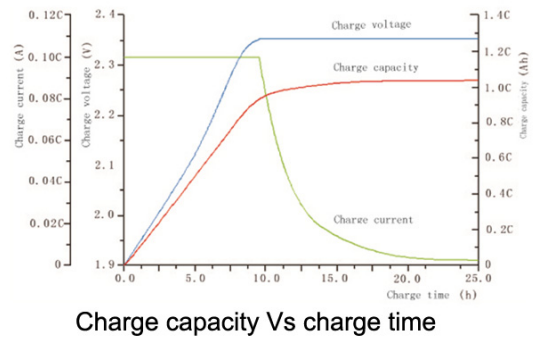
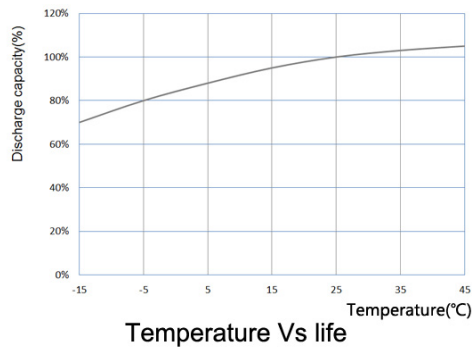
Battery Model	6GFM-200			
Designed Life(Years)	10			
Capacity(Ah/25°C)	10HR(20A, 1.80V/Cell)	5HR(34.5A, 1.80V/Cell)	3HR(50A, 1.80V/Cell)	1HR(110A, 1.75V/Cell)
	200	171.5	150	110
Dimensions	Length(mm)	Width(mm)	Height(mm)	Total Height(mm)
	522	234	218	227
Approx.Weight(Kg)	60			
Internal Resistance(mΩ)	3.1			
Max. Discharge Current(A/5Sec.)	1200			
Self Discharge(25°C)	<=2% per month			
Charge Voltage(V/Cell/25°C)	Cycle use		Float use	
	2.4(-3.5mV/°C),max charge current:30A		2.27(-3.5mV/°C)	

Discharge Data

Constant current discharge data(25°C,A)																
Endvoltage (V/cell)	5min	10min	15min	20min	30min	40min	50min	1h	1.5h	2h	3h	4h	5h	6h	8h	10h
1.60	540.8	405.1	333.2	282.2	195.6	159.1	133.9	124	91.79	73.93	54.72	43.9	37.25	32.36	25.68	21.13
1.65	503.4	383.8	318.1	270.7	190.4	155.1	130.7	120.3	89.36	72.12	53.33	43.03	36.44	31.81	25.25	20.86
1.70	478.4	364.4	298.7	257.6	184.5	150.6	126.1	115.4	87.19	70.41	52.17	42.07	35.64	31.13	24.89	20.59
1.75	444.6	343	282.7	242	176	144.7	121.2	110	84.69	69.09	50.96	41.31	35.01	30.58	24.46	20.28
1.80	421.5	322.5	269.2	231.2	168.4	138.2	116.5	106	82.88	67.71	50	40.63	34.29	30.01	24.13	20

Constant power discharge data(25°C,W/Cell)																
Endvoltage (V/cell)	5min	10min	15min	20min	30min	40min	50min	1h	1.5h	2h	3h	4h	5h	6h	8h	10h
1.60	902.8	688.3	586.3	496.3	370.3	298.6	251	221.6	179.4	149	114.3	88.88	74.76	65.43	53.02	43.15
1.65	836.9	656.1	558.6	478.3	356.4	289.9	244.4	216.2	175.1	146.3	112.1	87.56	73.53	64.38	52.2	42.42
1.70	799.9	622.5	537	461.8	344.2	281	237.9	210.2	170.9	143.5	110	86.2	72.55	63.53	51.52	41.81
1.75	763.9	591.4	512.4	442.3	332.3	270.6	231.7	204.9	167.5	141.1	107.8	84.72	71.35	62.7	50.75	41.15
1.80	724.5	564.8	494.9	427	320.7	261	225.7	199.6	163.3	138.1	106.2	83.08	70.07	61.76	49.97	40.5

Performance Curve



Sacred Sun Power Source Co.,Ltd.

No.1 Shengyang Road, Qufu City, PRC
 Website: www.sacredsun.com

Sacred Sun Asia Pacific

10Q,10thFloor, Xinbaohui Building, Nanhai Boulevard,
 Nanshan, Shenzhen, PRC.

Sacred Sun Europe SPRL

Paul Dejaerlaan 4b, B 1060 Brussel, Belgium

