

Advantages

- High Performance according to EUROBAT Classification
- High discharge performance
- 99%+ gas recombination efficiency
- Maximum charge efficiency
- Low self-discharge rate
- Easy installation and handling

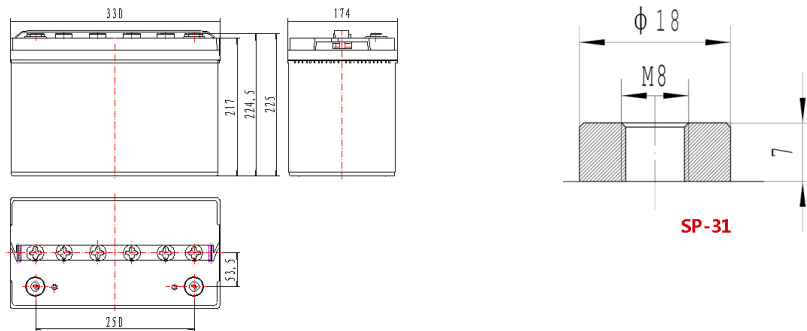
Application

- Telecommunication
- Power system
- UPS
- Emergency power

Standards

- IEC 60896-21/22:2004
- JIS C8704-1/2:2006
- Eurobat guide
- installation compliant with EN50272-2

Drawing



Specification

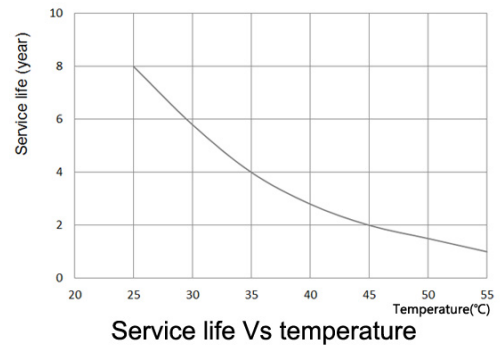
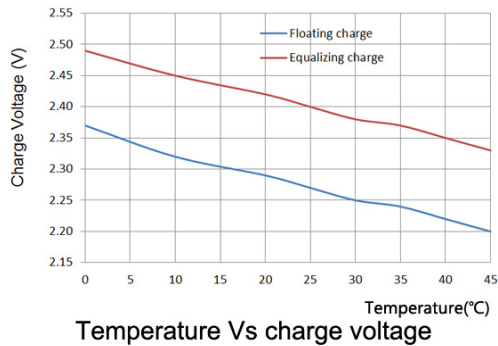
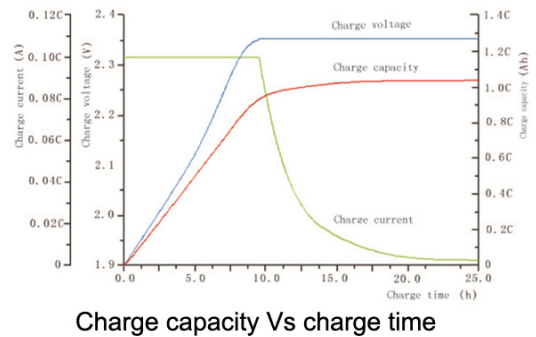
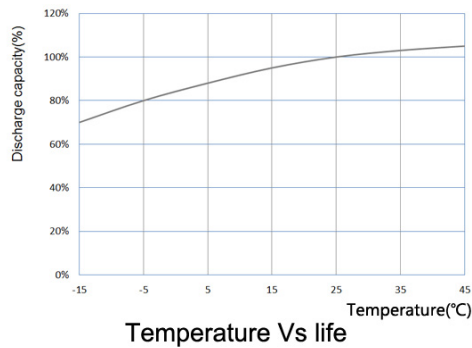
Battery Model	6GFM-100			
Designed Life(Years)	10			
Capacity(Ah/25°C)	10HR(10A, 1.80V/Cell)	5HR(17.16A, 1.80V/Cell)	3HR(25A, 1.80V/Cell)	1HR(55A, 1.75V/Cell)
	100	85.8	75	55
Dimensions	Length(mm)	Width(mm)	Height(mm)	Total Height(mm)
	330	174	217	226
Approx.Weight(Kg)	30			
Internal Resistance(mΩ)	5			
Max. Discharge Current(A/5Sec.)	600			
Self Discharge(25°C)	<=2% per month			
Charge Voltage(V/Cell/25°C)	Cycle use		Float use	
	2.4(-3.5mV/°C),max charge current:15A		2.27(-3.5mV/°C)	

Discharge Data

Constant current discharge data(25°C,A)																
Endvoltage (V/cell)	5min	10min	15min	20min	30min	40min	50min	1h	1.5h	2h	3h	4h	5h	6h	8h	10h
1.60	310	221.6	180.3	154.4	110.5	83.97	68.38	63.24	45.89	36.97	27.36	21.95	18.63	16.18	12.84	10.57
1.65	288.5	209.9	172.2	148.1	106.4	81.84	66.74	60.45	44.68	36.06	26.67	21.52	18.22	15.91	12.62	10.43
1.70	274.2	199.4	161.7	140.9	103.1	79.46	64.4	57.71	43.59	35.21	26.09	21.03	17.82	15.56	12.44	10.29
1.75	254.8	187.6	153	132.4	98.35	76.37	61.9	55	42.34	34.55	25.48	20.66	17.5	15.29	12.23	10.14
1.80	239.1	178.3	145.7	126.5	94.1	71.4	58.24	51.94	41.44	33.86	25	20.31	17.15	15.01	12.07	10

Constant power discharge data(25°C,W/Cell)																
Endvoltage (V/cell)	5min	10min	15min	20min	30min	40min	50min	1h	1.5h	2h	3h	4h	5h	6h	8h	10h
1.60	516.7	385.6	317.3	271.5	202.5	154.3	125.5	115.4	89.68	74.48	57.13	44.44	37.38	32.72	26.51	21.57
1.65	479	367.6	302.3	261.7	195	149.8	122.2	112.6	87.56	73.14	56.07	43.78	36.77	32.19	26.1	21.21
1.70	457.8	348.8	290.6	252.6	188.3	145.2	119	109.5	85.44	71.74	54.99	43.1	36.27	31.76	25.76	20.9
1.75	437.2	331.3	277.3	241.9	181.8	139.8	115.8	106.7	83.74	70.57	53.9	42.36	35.67	31.35	25.37	20.58
1.80	414.6	316.4	267.8	233.6	175.4	134.8	112.8	104	81.64	69.06	53.09	41.54	35.03	30.88	24.99	20.25

Performance Curve



Sacred Sun Power Source Co.,Ltd.

No.1 Shengyang Road, Qufu City, PRC
 Website: www.sacredsun.com

Sacred Sun Asia Pacific

10Q,10thFloor, Xinbaohui Building, Nanhai Boulevard,
 Nanshan, Shenzhen, PRC.

Sacred Sun Europe SPRL

Paul Dejaerlaan 4b, B 1060 Brussel, Belgium

